

Be Responsible,  
Respectful, and Safe  
Practicing school  
safety  
Accepting  
responsibility  
Noticing when  
others need a help-  
ing hand  
Taking care of my  
classroom and  
school  
Handling conflict  
with care  
Embracing others  
differences  
Respecting adults  
and peers  
Showing my best  
effort



## CONTENTS:

New Students to Fairview, Counselor's Corner, Speech News	2
Nurse Information	3
K and 3rd	4
4th and PE	5
5th and Library	6
Reading Department	7
PTO News and Art	8
Panthers of the Month and Café	9
Music Department	10
1st and 2nd	11
Special Interest and Principal 100 Club	12
Celebrating Successes and Recess Update	13
Important Reminders and Thank you!	14

# Fairview Panther Pride

JANUARY / FEBRUARY 2017

## Principal's Spotlight



Dear Parents/Guardians,

I hope that everyone had an amazing holiday break! As the winter months are upon us, we still have a lot of work to do here at Fairview! Our building goals remain to be the focus to achieving our mission and vision at Fairview. We continue to use the PA Core Standards, Curriculum, and 21st Century Skills to strengthen students in all areas of learning. As middle of the year assessments are being completed, we will continue to analyze data to drive our instructional decisions with students. Please continue to stress the importance that effort creates ability and that practice makes better!

As we continue with the general theme of Growth Mindset at Fairview we continue to grow in our understanding and delivery of this information to students. It is pretty amazing to walk into classrooms and see students talking through problems that they can't figure out and NOT giving up. Some teachers have also incorporated the growth mindset into their behavior plans. Students demonstrate the ability to persevere even when the content is tricky or when they make a wrong choice. Teachers are praising students for their efforts and hard work and not just their final product.

Carol Dweck, in her *Mindset* book, explains the messages we send to children:

"There is a strong message in our society about how to boost children's self-esteem, and a main part of that message is: **Protect them from failure!** While this may help with the immediate problem of a child's disappointment, it can be harmful in the long run.

**Why? Let's look at the five possible reactions from a mindset point of view and the messages that are shared:**

- 1. The first (you thought they were the best)** is basically insincere. They were not the best – you know it, and they do too. This offers them no recipe for how to recover or how to improve.
- 2. The second (they were robbed)** places blame on others, when in fact the problem was mostly with their performance, not the judges. Do you want them to grow up blaming others for their deficiencies?
- 3. The third (reassure them that it doesn't really matter)** teaches them to devalue something if they don't do well in it right away. Is this really the message you want to send?
- 4. The fourth (they have the ability)** may be the most dangerous message of all. Does ability automatically take you where you want to go? If they don't win this time, why should they win the next one?
- 5. The last option (tell them they didn't deserve to win)** seems hardhearted under the circumstances. And of course you wouldn't say it quite that way. This message does, however, lead to the goal of a growth mindset and how important it is to continue to stress that children won't always get it right, but the effort along the way teaches them a great deal!" ~ Carol Dweck

It is a wonderful time of year to let you know how thankful we are for all that you do! We thank you for your continued support and positive role modeling. Looking forward to seeing you at Fairview for the fun and exciting events coming up in January and February!

Respectfully,  
Stephanie Eldridge

## Welcoming Our Newest Staff to Fairview



Mrs. Segura– Substituting for Mrs. Chmiola

### Counselor's Corner– Mrs. Berfield

We are halfway through the school year. Unbelievable! It feels like we just began the school year. When the days were long; the weather was warm. Now, along with the cold weather, we do not see as much sunshine. This can take a toll on some of us. Here are some tips to fight the winter blues.



**Exercise** – The cold weather can make us want to hide indoors and not move our bodies. Try to get outside for a brisk walk, go to a local gymnasium, or join a winter sport or dance class. The West Shore Recreation Association provides many ideas of ways to be active.

**Eat Healthy** – Too much sugary foods can make us feel lazy and sluggish. Cold weather sometimes means that we are not getting outside as much so this can make us lazy. Focus on healthy fruits and vegetables instead of sweet treats.

**Be Creative** – Take advantage of the time you are indoors by doing family activities. Play board games, make arts and crafts, or do a puzzle together. This time can be greatly beneficial for the health of your family.

#### Experiencing hard times?

If you are experiencing difficult financial times and you need a little extra support, please know that the Red Land Food Bank is here to help. They are open Tuesday, Wednesday, and Thursday 9:00 AM-4:00 PM. Please don't hesitate to contact: 717-938-4621. Red Land Food Bank is located 308 Market St. Lewisberry, PA 17339.

### Speech and Language at Fairview– Mrs. Dixon

Your children have been working hard in speech class! We've been working on expanding our vocabulary, following multi-step directions, understanding basic concepts, answering questions, using correct grammar, and improving articulation (speech sounds).

**REMEMBER!** A major role in the development of your child's speech and language is played by you, the parent/guardian. Daily home activities can provide numerous opportunities for you and your child to improve his or her speech and language skills. Here are some quick and enjoyable activities for you and your child to do during the winter months:

#### Articulation (Speech)

Name three things you'd like to do in 2017 using your best speech.

Tell someone a joke- Use your best speech.

Take a ride in the car and see if you can spot 6 things that have your sound.

Practice your best speech while singing along to your favorite song.

Watch your favorite television show- Count and write down how many times you hear your sound.

Use your best speech to talk about winter activities that cannot be done in any other season.

#### Language

Measure six things. Which is the tallest? Shortest? Longest? Widest?

List 5 things you need to wear to play outside in the snow.

Draw a picture of winter things and make up a story to go with it.

How is playing in the snow like going swimming? Different?

Mittens come in pairs. How many other things can you name that come in pairs?

Name three words that describe winter.

What is the opposite of: cold, snow, neat, and steep.



## Nurse Information— Mrs. Kambic and Ms. Wetterhall

### IS THERE A LOUSE IN YOUR HOUSE?

Parents, please check your children's hair weekly for evidence of lice infestation. Periodically, your child may be examined by the school nurse for evidence of an infestation of head lice. Lice infestation is not associated with any serious medical complications or conditions. Head lice are easily treated but the steps are time consuming. Your school nurse will acquaint you with the nature of this infestation and inform you of how to handle the problem should your child acquire head lice.



### HOW YOU GET IT....

Head lice are usually transmitted through close personal contact with another infested individual; sharing combs, brushes, and other grooming aids; sharing hats, caps, wigs, or coats; or co-mingling of these items at the homes of friends, school, church, or other public places. Most parents have the impression that only persons who are unclean become infested with head lice. This is not true. Frequent bathing will neither prevent head lice nor eliminate an infestation once it has become established.

You and your child can PREVENT head lice by reminding children not to share hair accessories or grooming aids. Avoid the co-mingling of hats, coats and scarves. Check your child's hair weekly for nits and lice. If in doubt of any suspicious findings, consult your school nurse.

### WHAT TO LOOK FOR....

One of the most obvious signs of head lice infestation is severe, persistent itching of the scalp. You may also notice tiny teardrop shaped specks close to your child's scalp. These specks that do not move when flicked are likely head louse eggs.

Head lice are elongated insects about 1/8 inch long, and are grayish-white with dark margins. Lice do not have wings and, therefore, cannot fly. They do not jump from head to head. They do, however, move very quickly. This makes them difficult to find in a child's hair.

Since crawling forms are so difficult to find, head louse infestation is frequently diagnosed by finding nits. A nit is a louse's egg. Nits are teardrop-shaped, 1/16 inch in size, and vary from yellowish-brown to white. Head lice attach eggs to a hair shaft with a waterproof, cement-like substance. Thus, nits or eggs cannot be washed out or brushed out of the hair like dandruff or other debris that may look like nits to the naked eye. Clusters of nits may be found in any section of hair; but in light infestations, a careful examination of the entire scalp may be necessary to detect them.

### NOTIFICATION TO OTHERS....

The school nurse and the parents of your child's closest friends and relatives should be notified that their children could be infested. This is particularly important if the children have slept together or participated in activities involving frequent body contact such as wrestling, ballet classes, football, etc.

**Here's to a "louseless" winter!!!!**



## Kindergarten— Mrs. Gottdiner

We have had an awesome first half of the year. These kindergarteners have come such a long way already. I am so proud of every student for the effort they give not only at school but also at home. You can tell all the hard work is paying off!

In math, we have learned how to read, write, count, and compare numbers 1-10. We also learned how to classify objects into different categories. We just finished up adding numbers to 5. Next, we are learning how to subtract numbers.

I am excited with the progress in writing so far. At the beginning of the year, the students were working on how to correctly hold a pencil and the formation of the letters. Now, we are working on writing the sounds in letters as well as writing sentences. Soon we will be working on writing a few sentences using a beginning, middle, and end. The fun thing about learning to write is the kids are encouraged to spell the words phonetically until they learn the correct spelling.

We have also been busy during our guided reading lessons. The students have worked on recognizing letters both capital and lowercase as well as knowing the sounds each letter makes. They know what beginning, middle, and ending sounds are in different words. In reading groups, the students are working on using their reading strategies to figure out unknown words. Some students are working on pointing one-to-one and reading a single sentence. Other students are working on retelling the story with details.

It's amazing how much the students have grown so far. I can't wait to see what the next half of the year will bring!

## 3rd Grade— Mrs. Stupka and Ms. Fleisher

Third graders have been working hard to demonstrate an understanding of area and perimeter. What better way to flex their brain muscles than a performance task? The third grade classes worked in collaborative groups to create a shape with the largest area and perimeter using 2 rolls of toilet paper. Answering the question- What is the largest area and longest perimeter your group can create using only 2 rolls of toilet paper? During the process, students planned and predicted what the area of their shape would be. Then each group shared their total area and perimeter with the whole group. Students charted the data shared and used it for further discussion about which creation had the largest area and longest perimeter.

The groups not only met, but exceeded the expectations, by creating a snowman with an area of 211 square units, a reindeer pulling a sleigh with an area of 306 square units, a holiday tree with an area of 337 square units, and other groups created some squares and rectangles. There are so many outside of the box thinkers in 3rd grade. We can't wait to see what these mathematicians come up with in 2017!





## 4th Grade— Mrs. Harman and Mrs. Lund

### Virtual Traveling in 4<sup>th</sup> Grade

By: Taylor Updegraff

Did you know that in 4th grade, instead of going Around the World in 80 Days, we're doing it every 4 weeks using TECHNOLOGY! Every four weeks, we research a different country. That's because we switch groups/countries every four weeks. For instance, some people were in Poland, but now they might be in Hungary or Italy. Each 4th grader has "visited" four countries as of now and everyone has four more to go before our journey is done! Along with switching our groups/countries every four weeks, we are also responsible for completing a different project during that time.



The first project we completed involved using Google Slideshows. The good thing about Google Slideshows is that an entire group could work on the Slideshow at the same time. We had to put in certain slides assigned to us by Mrs.Lund and Mrs.Harman. For example, we had to include the government and landforms of our country.

The second project that we were assigned was using Google Discovery. Google Discovery is made up of different boards. You name the board and then you add the information to that board.

The third project that we did was a journal or scrapbook. We had to include at least 5-6 entries of our daily activities from 3 different cities that we visited in our country. We had to summarize each day, what we did, and put it on paper which was bound together.



Our final project for 2016 was a Christmas Around the World packet. We had to research our country's Christmas traditions as well as create our own 12 Days of Christmas Song using facts about that country.

At the end of the school year, we will be celebrating ALL of the countries that we "visited" by having a huge Country Expo where parents will be invited in to view all of our class projects, eat food, and learn about the customs and traditions of our chosen countries!

## Physical Education— Mrs. Klumpp



The students have been active in physical education class. Grades K-2 have been working on throwing and catching skills, hand/eye coordination, and games that practice these physical movements. Grades 3-5 recently finished the basketball unit focusing on dribbling, passing, and shooting skills. All grade levels are currently moving and grooving in the dance unit. The students participate in circle dances, line dances, partner dances, and follow Just Dance Videos. After the holidays, the students will continue the dance unit, then scooters (K-2), and floor hockey (3-5). Also an update to Fairview's calendar, Jump Rope for Heart has been moved to the month of April.

## 5th Grade— Mrs. Estep & Mrs. Segura

The fifth grade students have created their own personalized gingerbread people. During the Thanksgiving break, they put their imagination and creativity to the test. Based on the fruits of their labor and efforts, talent abounds here at Fairview in the fifth grade. Please check out their handiwork in the school showcase and the fifth grade hallway.



## Library— Mrs. Metcalfe

### West Shore Foundation Grant for Fairview

In June of 2016, the librarian, Christine Metcalfe, completed a grant application for Fairview Elementary School. She consulted with Mrs. Eldridge and Mia Berfield. The request was for \$400.00 to purchase 27 library books. The goal was to make these books available to all students, the guidance counselor, the principal, the faculty, and the librarian to teach and reinforce quality character traits as part of the building-wide Panther of the Month program. This would help create good student leaders in our elementary school, as well as improving overall cooperation. We were notified, in August, that out of 31 applications, Fairview was one of the seven projects that received funding! The books have been very popular with the students.

Mrs. Metcalfe used one of the new books with grades K-5. The book was, What Do You Do With an Idea? by Kobi Yamada and illustrated by Mae Besom. "It is a remarkable book!" She projected the pictures on the screen. In the beginning, the black and white drawings helped us notice the golden egg wearing a crown – the idea! At all levels, we talked about believing in your idea, helping an idea grow, and how an idea can change the world. In 2<sup>nd</sup> grade and beyond, we talked about great ideas that have changed the world. The 4<sup>th</sup> and 5<sup>th</sup> graders identified the Habits of the Mind traits that applied to our main character. After the story, students created an "idea egg." "It was fantastic!" This story started with an idea to write a grant.

### December in the Library

As the excitement of the holiday filled the building, kindergarten students discovered that Joe's wish of getting a live penguin from Santa, might not have been a good idea. My Penguin Osbert by Elizabeth Cody Kimmel had us seriously thinking about our wish lists. While the older students made real gingerbread houses in the all-purpose room, 1<sup>st</sup> graders joined in the delight of a gingerbread house. In The Gingerbread Mouse, Katy Bratun who is the author and the illustrator, introduces us to a mouse that has lost his house. He thinks a gingerbread house is a good idea until he gets a more permanent house from a jolly old elf. Then they colored their very own detailed gingerbread house picture. A Christmas Promise by Lark Carrier made our 2<sup>nd</sup> graders realize that not all trees are meant to come inside. This pine tree is home to a whole host of creatures. The best gift is giving these animals a place to live.

In 3<sup>rd</sup> grade, we learned a great deal about the Christmas Farm, written Mary Lou Ray. We learned that 62 dozen seedlings is 744 trees. Each year, we had to figure out how many trees were lost to mice, ice, deer, and moose. It takes many years to grow a Christmas tree. The 4<sup>th</sup> graders have been studying customs in other cultures and countries. First we learned about the Amish Christmas in a book written by Richard Ammon. Then we travelled to Australia for the Twelve Days of Christmas, by June Williams. We were busy identifying an emu, kookaburras, kangaroos, wombats, koalas, pink galahs, platypuses, numbats, and others. Mrs. Metcalfe was surprised that many 5<sup>th</sup> graders were not familiar with the famous poem by Clement C. Moore, 'Twas the Night Before Christmas. The edition she shared with them has amazing illustrations by Angela Barrett. We talked about the definition of nestled, luster, coursers, twinkled, tarnished, droll, and thistle. A student kindly corrected Mrs. Metcalfe. One of the reindeer names is Donner, not Donner. It's true! He heard this poem before. I love learning from my students. A good time was had by all!!!

## Reading Department— Mrs. Naugle



### SEVEN WAYS TO **FOSTER** A LOVE OF *reading*



**1. Set an example.**  
If you children don't see you reading, they will see no reason to read for themselves.

**2. Read aloud.**  
Every parent knows the importance of this one. Don't forget to continue the practice as the children grow older.

**3. Treasure books.**  
Give them as gifts. Get them as gifts. Collect series of books.

**4. Listen to audio books.**  
Another way to expose your children to language, stories, and that books are fun!

**5. Make library visits a priority.**

Going to the library regularly means there is a constant influx of new stories in your home.

**6. Watch movies based on books.**

Watching movies based on books leads to great discussions, including the age-old question of which is better and why.

**7. Have lots of books in your home.**

A child won't learn to love reading if there are few books handy. When your child is bored, send them to the bookshelf and encourage them that reading is FUN!

## PTO News



The first Movie Night of the year had a great turn out! Thanks to all the families who made it out on November 11. We added hot dog sales for a quick dinner option which helped offset costs. We will be making a few changes, based on attendee feedback, for our next Movie Night on April 21.

The Holiday Craft Night and Book Fair were very successful. This year we began accepting credit cards at the Book Fair which helped some of us who never carry checkbooks and forgot to have cash on hand for books! It seemed to be a very positive addition to the Book Fair that we will continue. We received a lot of positive feedback on the craft selections and everyone seemed to have a great time! We REALLY appreciate our volunteers! We had to rely a little more heavily on parents this year as our high school volunteers had two events that evening. So we want to send a big thank you to all the parents who were able to step up and volunteer that evening. Also a thank you to all the Staff Appreciation volunteers who donated gift cards and cookies for the staff holiday gifts.

We have a few events upcoming; including our Skate Night at Fountainblu on January 25, the Valentine Parties on February 10, get your talent ready for the Talent Show on March 31, and be ready for good times at the Spring Fun Night on May 12!!

You can help the PTO while you do everyday errands and purchases. You just have to go online and put in Fairview PTO as your school or charity organization: Giant A+ Rewards, Darrenkamps Community Rewards, Rutter's School Rewards, and AmazonSmile.

Our next meeting is scheduled for Tuesday, February 7 at 6 p.m. If you can't make a meeting but have ideas or feedback, please let us know by e-mailing [fairviewpto@hotmail.com](mailto:fairviewpto@hotmail.com). Also, don't forget to like us on Facebook to stay up to date on upcoming activities!



## Art Department– Ms. McInroy

### Art is Special

YOU MAY HAVE HEARD YOUR CHILD CALL A GROUP OF CLASSES “SPECIAL”. MUSIC, PHYSICAL EDUCATION, LIBRARY, AND ART ARE THE “SPECIALS”.

A-IN ART CLASS WE WILL BE WORKING ON SHAPE, FORM, TEXTURE AND SPACE.


R-IN 4<sup>TH</sup> GRADE WE ARE REMEMBERING FAMOUS ARTISTS. DO YOU KNOW HOW MANY ARTISTS YOUR CHILD REMEMBERS?

T-TAKE IT HOME. THE ART/MUSIC ROOM IS GETTING CROWDED. LOOK FOR ARTWORK THAT I AM SENDING HOME.



### Panthers of the Month for November– Neighborliness

Grade	Teacher	Student
Kindergarten	Mrs. Gottdiner	Sonja Coats Khloe Heller
1 <sup>st</sup> Grade	Ms. Schreiber	Jack Lemieux
1 <sup>st</sup> Grade	Mrs. Scanlon	Aubrey Yovicich
2 <sup>nd</sup> Grade	Mrs. Bergenstock	Cameron Sellers
2 <sup>nd</sup> Grade	Mrs. Plever	Colin Schmalzer
3 <sup>rd</sup> Grade	Ms. Fleisher	Morgan Mickle
3 <sup>rd</sup> Grade	Mrs. Stupka	Elliana Sellars
4 <sup>th</sup> Grade	Mrs. Lund	Madisynn Stumper
4 <sup>th</sup> Grade	Mrs. Harman	Hannah Bishop
5 <sup>th</sup> Grade	Mrs. Estep	Madeline Sentman
5 <sup>th</sup> Grade	Mrs. Chmiola	Lauren Michener



### Panthers of the Month for December– Trustworthiness

Grade	Teacher	Student
Kindergarten	Mrs. Gottdiner	Luke Rhine Landon Farmery
1 <sup>st</sup> Grade	Ms. Schreiber	Ellie Scribner
1 <sup>st</sup> Grade	Mrs. Scanlon	Connor McCullough
2 <sup>nd</sup> Grade	Mrs. Bergenstock	Colin Bloom
2 <sup>nd</sup> Grade	Mrs. Plever	Chace Lukens
3 <sup>rd</sup> Grade	Ms. Fleisher	Lillian Short
3 <sup>rd</sup> Grade	Mrs. Stupka	Lydia Laur
4 <sup>th</sup> Grade	Mrs. Lund	Taylor Updegraff
4 <sup>th</sup> Grade	Mrs. Harman	Marienah Watson
5 <sup>th</sup> Grade	Mrs. Estep	Peyton Baumbach
5 <sup>th</sup> Grade	Mrs. Segura/ Chmiola	Gavin Bloom



## Cafeteria News– Ms. Angie and Ms. Pam

### Future Chef Competition

We are thrilled that the district is having the Future Chef competition again this year! This year recipe entries will be accepted from students in grades 1 through 5. The idea behind this event is to help educate the kids in healthy eating habits. Students that wish to participate in the challenge are being asked to submit recipes for their **favorite healthy comfort food**. All recipes need to be **returned by February 10th**. One finalist will be chosen from each elementary building .

These finalists will be invited to attend the Culinary Competition “Cook-Off” on March 15, 2017, tentatively scheduled for 4:30-7:30 at Allen Middle School. Good luck to everyone!

## Music Department– Mrs. Ketterer, Mrs. Herring, and Ms. Lynch

### Fairview Music Department News.... Here's what's happening in band, chorus and orchestra!!!!

Our Holiday concert was held on December 20, at Allen Middle School. The concert began with a performance by the full orchestra playing *Jolly Old St. Nicholas*, with the introduction performed by Elizabeth Lonkart. We then featured several small groups. Madeline Sentman, Haylee Wishard, and Taylor Minnick played *We Wish You a Merry Christmas*. Elizabeth Lonkart, Briana Knisely, Peyton Baumbach, Noah Lonkart, Gracie Reichenbach, Lauren Chesek, and Brighton Pearson played *Jingle Bell Rock*. We applaud these students for their extra efforts! The orchestra completed their portion of the concert with *Carols for Christmas*, an arrangement that included the carols, *Good King Wenceslas* and *God Rest Ye Merry Gentlemen*. Lauren Chesek led the orchestra on this piece. Finally, the orchestra concert was narrated by Madeline Sentman, Gracie Reichenbach, Haylee Wishard, Peyton Baumbach, and Briana Knisely. Great job to all orchestra members!

The 5th grade chorus also performed at the annual Holiday concert. Their song selection included *Here Comes the Snow*, *Holly Ivy and Evergreen*, and *Everlasting Fruitcake*. The entire 5<sup>th</sup> grade class was a part of this production. Congratulations to the 5<sup>th</sup> grade chorus on a job well done!

This year's 2nd Year Instrumental Band performed three pieces for their portion of the Holiday Concert; *Jingle Bells*, *We Three Kings*, and *Up on the Housetop*. Though they are a small group, they sure did rock the auditorium at Allen with festive sounds!

The second half of the year will find all our groups honing their skills and preparing for the grand finale concert on May 23rd! This concert will be the first time our beginner instrumental students get to demonstrate all that they have learned this year. Mark your calendars now to come and support our musical groups!

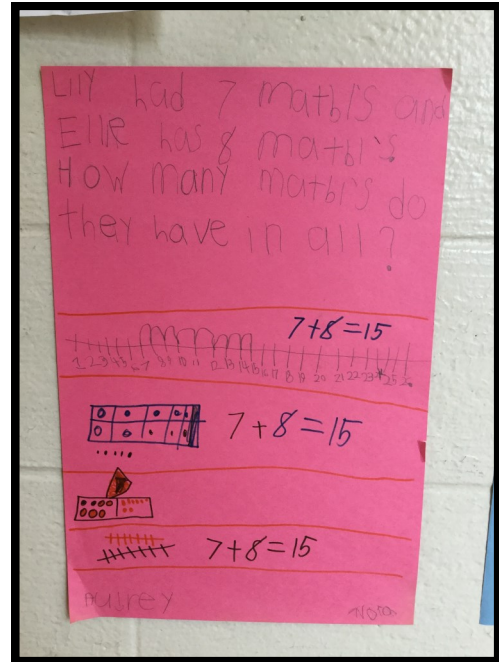
In other news, the orchestra will be preparing for the orchestra festival on March 21, 7p.m., at Cedar Cliff. The orchestra festival features all the schools in the West Shore School District, all the way from elementary school up through high school. All the second year orchestra students will be invited to participate. It is a great opportunity to feature the abilities we have at the elementary level, but also see what awaits us at the middle and high school level. Second year orchestra students should look for more information to follow regarding your participation in this fabulous event.

Thank you to Mrs. Ketterer, Mrs. Herring, and Ms. Lynch for the wonderful musical work that they do with our Fairview students!!



## 1st Grade— Mrs. Scanlon and Ms. Schreiber

Our first grade classes worked together to complete a math project. We have been learning about the many strategies to use to solve addition story problems. After modeling how to create an addition story problem and brainstorming together different strategies to use, students were partnered up to create their own addition story problem. Students had to create a rough draft of the story problem and model four different strategies to complete the story problem. Then students took their rough draft and made a final copy of their project. Their projects are currently displayed in the hallway for everyone to see. Students enjoyed working with someone from a different class than their own. The First Grade teachers were assessing students higher level thinking by having students create their own story problem with accuracy and then model four strategies that would make sense. We had students self-assess their projects. Students assessed capital letters, punctuation, and correctly modeling four different strategies to solve their math story.



## 2nd Grade— Mrs. Bergenstock & Mrs. Plevier

### Individualized Math Practice in Second Grade!

The Second Grade classes are very fortunate to have iPads in their classrooms! We use the iPads for reinforcement of skills taught, for creation projects, and for individualized practice and instruction using 21<sup>st</sup> Century skills. This school year, the classrooms are using an app called Front Row. This app assesses the students at their independent math level based on various pre-tests on standardized math topics. It then provides them with activities to practice skills based on the level they reached. If the students have difficulty, they can view a short explanatory video to reteach specific math skills. We use this app in addition to the Envision math series. The students are motivated to earn "coins" and challenge their classmates to earn the most in a session. We look forward to incorporating this app into math stations throughout the course of this school year!



## Special Interest– Mrs. Miller

2<sup>nd</sup>-4<sup>th</sup> graders in Special Interest are working hard on Scholastic's Robots of the Future project. This project is an engaging science and engineering contest. The students are coming up with creative ideas for engineering a solution to a problem by designing their very own robot. Students are being judged on how well they explain how their robot works, what problem it solves, and how well the robot's functionality addresses their problem.



All special interest students will be working on the Philadelphia Zoo's UNLESS Contest. All four schools chose a challenge to work on and a focus animal to be the face of their campaign. Each school had the opportunity to skype with a zoo expert in the month of December. Each school will develop and implement a student-driven campaign to reduce electricity or solve a water problem. They will all submit quantitative and qualitative results. The animals they chose are all in need of conservation efforts to ensure that they do not go extinct. We will also be organizing a trip to the Philadelphia Zoo to meet the faces of our campaigns (Panamanian Golden Frogs, Rodrigues Fruit Bats, Golden Lion Tamarins, and Guam Kingfishers).

## Principal's 100 Club Members

Haylee Wishard	Annie Jenkins	Daniel Williston	Hermiony Valdes	Kaleb Rodrigo
Eli Phillips	Wyatt Knox	Autumn Cole	Cora Bollinger	Lauren Cheseck
Hunter Moore	Ethan Misiti (2 times)	Jack Lemieux	Madisynn Stumper	Katelyn Mann
Stacia Warta	Elliana Sellars	Marienah Watson	Ava Spahr	Erika Eshleman (2 times)
Brayden Dellinger	Lily Schafer	Hunter Lewis	Gracie Reichenbach	Josie Ickes
Grace Updegraff				

## Junior Achievement Volunteers Needed

We are in need of Junior Achievement volunteers! Here are the classes that STILL NEED a volunteer:

Mrs. Scanlon (1st)  
Mrs. Chmiola (5th)  
Mrs. Estep (5th)

If you are interested in volunteering to present engaging lessons on financial literacy, entrepreneurship, and work readiness to a classroom, then ***please don't hesitate to contact me*** at 717-774-2970 or [mberfield@wssd.k12.pa.us](mailto:mberfield@wssd.k12.pa.us). You will be provided training, lesson plans, and materials. Time commitment would be 30-40 minute lessons for 5 visits to the classroom. You and the teacher will work together to find a time that works best.



## Celebrating the Success of a Fairview Student!!

Congratulations to Dylan Beaman, 3rd grader at Fairview, for winning the Hershey Sweet Lights Contest! One of his drawings was selected and it was created into lights at Hershey Park. The winning drawing was a Spinosaurus with a Santa Hat. Way to go Dylan!!



## Winter Recess Guidelines at Fairview

As we are in the winter season, we believe outdoor recess is an important and valuable part of the student's day. Fresh air, exercise, and time spent outside afford students a break from the structure of the classroom. Teachers agree that students perform best at school when they have an opportunity for vigorous outdoor play, so we try to get them out whenever possible.

However, because there are times when it is not safe for children to be outdoors, we will NOT be having outdoor recess if the "real feel" outside is below 28 degrees. When students do go outside for recess it will be imperative that your child is dressed appropriately (jackets, gloves, and hats) for the cold weather and prepared to play outdoors.



## A Special Gift for Fairview!!!

By: Owen Wagner, 4th Grade

Type, Type, Click, Click! Fairview just got one whole new cart of Chromebooks. Two Senators donated them to our school. They look so different from our other Chromebooks. This could REALLY change our school!

Well, the two Senators who donated this spectacular technology to us were Senator Scott Wagner and Senator Mike Reagan. Our school very much appreciates their donation to our school! Thank you, Senators!

Our new Chromebooks' appearance looks different than the other Chromebooks we've had. Like for instance, the new Chromebooks are black and gray, and the other ones are just gray. They also bend at a 180 degree angle, unlike the others. Their design is very sleek!


We think the new Chromebooks will increase our use of Study Island. We will definitely use them for all kinds of school projects!

Our school is so excited for 3rd-5th grade levels to get their own Chromebooks. We're going to make learning a lot more fun and engaging with this new technology!



## Important Reminders in January, February, and March

JANUARY		
3rd	PTO Meeting	6:00 p.m.– 7:00 p.m.
13th	Early Dismissal for Students	AM Kindergarten– 10:45 a.m. PM Kindergarten arrive–10:45 a.m. Elementary– 12:45 p.m.
16th	NO School for Students	n/a
25th	FV PTO Skating Night at Fountainblu	6:00 p.m.– 8:30 p.m.
27th	Report Cards Issued	n/a
FEBRUARY		
6th-7th	5th Grade Academic Bowl	4:30 p.m.
7th	PTO Meeting	6:00 p.m.
10th	Valentine's Day Parties	2:30 p.m.
13th-14th	4th Grade Academic Bowl	4:30 p.m.
15th	Progress Reports Issued	n/a
17th and 20th	NO School for Students	n/a
23rd	STEM Night at Fairview	5:30 p.m.-7:30 p.m.
MARCH		
3rd	Dance-a-Thon	4:00 p.m.-7:00 p.m.
7th	PTO Meeting	6:00 p.m.
8th	PSSA Breakfast	8:00 a.m.
10th	Early Dismissal for Students	AM Kindergarten– 10:45 a.m. PM Kindergarten arrive–10:45 a.m. Elementary– 12:45 p.m.
13th	NO School for Students	n/a
27th	Kindergarten Registration	PM
28th	Talent Show Dress Rehearsal	6:30 p.m.
31st	PSSA Pep Rally	1:30 p.m.-2:30 p.m.
	Talent Show	6:30 p.m.



*Students, staff, parents, PTO, and community members for all that you do to support the Excellence in Education at Fairview!!!*