

P-racticing school  
safety  
A-cept  
responsibility  
N-oticing when  
others need a helping  
hand  
T-aking care of my  
classroom and school  
H-andling conflict  
with care  
E-mbracing others  
differences  
R-especting adults  
and peers  
S-howing my best  
efforts  
*Be Responsible,  
Respectful, and Safe*



#### CONTENTS:

New Staff and Students to Fairview and Counselor's Corner	2
Nurse Information and Speech News	3
K, 3rd, and Special Interest	4
1st and PE	5
5th, Art, and Library	6
Reading Department, Principal's 100 Club, and Student Recognition	7
PTO	8
Panthers of the Month	9
2nd and 4th	10
Reminders	11

# Fairview Panther Pride

OCTOBER/NOVEMBER 2016

## Principal's Spotlight



Dear Parents/Guardians,

We are off to a wonderful start to the 2016-2017 school year! The first two months of school have come and gone quickly. As we move into November I want to let all of you know that I am encouraged by the effort, perseverance, cooperation, and hard work I have seen from students this school year. As a team this year at Fairview we have instilled a growth mindset in all that we do. One way we have modeled this mindset is by having staff and students create individual and team goals.

As a parent/guardian you can support us in the goal setting process. Goal setting for kids will help your child do well on their school academics and in activities such as sports, music programs or outside academic or arts programs - even at home, and with their personal finances. Teaching your child how to be a goal setter will give them a sense that they are capable of whatever they want to do. Here are some suggested steps how to get your child to be a goal setting child from an issue of *Mind Power News*:

- 1. Ask, "What do you want to achieve?"** – Help your child describe in specific terms something he would like to do that will take some work/planning (getting an A on his next math test, earning money to purchase a certain kind of bicycle).
- 2. Ask, "How will you get there?"** – Help them plan out the steps to take and the mini-goals to reach on his way to the ultimate goal.
- 3. Establish accountability** – Have your child write down what he wants to achieve and what his plan for getting there is. They can read it each day to help them with personal accountability, and they can share it with you, or another trusted adult to help them stay motivated, inspired and on-track.
- 4. Achieve** – Achievement is not only for the final outcome, but also for the small goals that are met along the way.
- 5. Review plan/goals/outcomes** – Throughout the process and at the end as well, review with your child the plan and how it is going. Do adjustments need to be made? How do they feel about their progress and where it is leading? How was the goal setting experience for them?

If your child does not reach their ultimate goal, talk to them about what they learned on the way. They have still learned valuable lessons about planning and goal setting, and probably learned more about themselves as well. Encourage them to not give up on dreams and goals that are important to them, but that if one plan doesn't work, they have to revise the plan and try again. Teaching your child to be a goal-setting child will be giving him or her, a valuable gift that they will use for their entire lives, empowering them to achieve wonderful things in every area of life. For more resources about Goal Setting for kids, go to <http://www.4lifehappykids.com/?hop=tz0527ho>.

We are so excited at Fairview to see the many goals set by staff and students accomplished and reached this year! Thank you for being a part of the journey to continued excellence at Fairview!

Respectfully,  
*Stephanie Eldridge*

## *Welcoming Our Newest Staff and Students*



Mrs. Herbster– Substituting for Mrs. Gottdiner in Kindergarten

Trinity Bohannon– Kindergarten

Isaac Alger– 4th Grade

Stacia Warta– 3rd Grade

Chase Blanton– 4th Grade

Shakira Warta– 5th Grade

## *Recognizing Fairview Staff*

*Angie Naugle- Professional Employee of the 1st Quarter*

*Diane Fontanella- Support Employee of the 1st Quarter*

*These ladies go above and beyond the normal call of duty, and for this we are truly honored to have them on our staff at Fairview! Keep up the wonderful work!!*



## *Counselor's Corner— Mrs. Berfield*

The counselor's office has been lively this year. I am excited about the addition of 3<sup>rd</sup> and 4<sup>th</sup> grade career awareness lessons. You might be asking yourself why we are having discussions about careers with students this young? It is never too early to draw a connection with what is taught in school and how it applies to the "real world". These lessons take place once per month and will open students' eyes to all of the opportunities that await them in adulthood. My goal is to also create self-awareness. We all have strengths, weaknesses, and preferences. Beginning to identify these qualities in ourselves is the first step in career development. I am continuing to do 5<sup>th</sup> grade career awareness lessons once/cycle. All students continue to participate in the Character Trait lesson for the Panther Word of the Month as well. It fills me with joy that I get to spend so much time with your student(s) this year.

**November 7<sup>th</sup>-11<sup>th</sup>** - Fairview will hold our annual **Food Drive** benefitting the Red Land Food Ministry. Please bring in canned and boxed goods to benefit local families in need. Fairview families have been wonderfully generous in the past and REDCAP appreciates all that we do.

We are adding another component to our Food Drive this year. One of our 5<sup>th</sup> grade students, Keith Williams, felt a stirring in his heart to help homeless families in our community. He saw a need and was concerned that these people would not have warm clothing come winter. So, we will be adding a **Winter Clothing Drive** to the food drive. Please bring in blankets, warm socks, gloves, hats, and coats. These items will be donated to Bethesda Mission, an organization committed to meeting the needs of local homeless families. Again, both food and winter clothing will be collected at Fairview Elementary School from November 7<sup>th</sup>-11<sup>th</sup>. Thank you in advance for contributing!

## Nurse Information

### Health Hints- FIVE FAST FLU FACTS

- Flu symptoms include fever greater than 100 degrees, severe headache, chills, body aches, tiredness, dry cough, sore throat, and nasal congestion.
- Flu is spread when a person who has the flu coughs, sneezes, or speaks and sends the flu virus into the air. The virus enters the nose, throat or lungs of a person and multiplies. Flu spreads less frequently when a person touches a surface that has flu viruses on it.
- If you get the flu: STAY HOME from school and work, rest, drink plenty of liquids and avoid alcohol and tobacco.
- **The best way to prevent the flu is to get a flu shot.** Antibiotics like penicillin will not cure the flu. Over-the-counter medications may relieve symptoms of flu. The National Institute for Allergies and Infectious Diseases recommends acetaminophen (Tylenol) for children; aspirin or acetaminophen for adults. Decongestants, cough suppressants, and use of a humidifier can provide symptomatic relief. Nasal saline sprays may also help clear nasal passages.
- In addition to preventative flu shots, there are antiviral medicines available by prescription that may help lessen the effects of flu infection: (Tamiflu, Flumadine and Symmetrel). Visit your health care provider within 72 hours to get the full benefit from these medications.



## Speech at Fairview

Your children have been working hard in speech class! We've been working on vocabulary, following directions, concepts, answering questions, using correct grammar, and improving articulation (speech sounds).


### Reminder

Please remind your child to bring his/her folder to class on the assigned days. Your child will need your help and close supervision to correctly complete the assignments. Regular home practice is an important part of our program and is one of the factors that determine your child's progress. Please practice with your child regularly for a short period of time. Don't forget to initial the speech/language home-school communication log when assigned homework is completed. This insures your child will be able to put a star on the chart and to earn small prizes.

**Going beyond "How was your day?"** Here are some questions to ask your child after school to get a conversation started:

- What was the best thing that happened at school today?
- Tell me something that made you laugh today.
- What's the biggest difference between this year and last year?
- Who did you sit by at lunch today? What did you talk about?
- What are you looking forward to at school tomorrow?


Mrs. Dixon, MS, CCC-SLP  
Speech and Language Clinician



# THANK YOU

*Students, staff, parents, PTO, and community members for all that you do to support the Excellence in Education at Fairview!!!*

## Kindergarten— Miss Herbst and Mrs. Gottdiner



Kindergarten has been working so hard this year! Recently the kids have finished learning about the alphabet, and they have moved onto reading whole words. The kids are so excited about taking books and sight words home every night. They always come into school the next day and can't wait to switch their book for a new one. Not only have they been reading, but now they can use their knowledge of sight words to help them write! This is such a creative bunch! Already they are showing so much growth. I tell them all the time that I can see their brains growing!

In math, the kids just finished learning about numbers five through ten. Now they are able to read, write, and count all the numbers from zero to ten! They absolutely love to be a "teacher for a minute" so that they can come up to the board and show their classmates what to do.

This week we also started learning about pumpkins. The kids will learn all about the parts of a pumpkin and the life cycle of a pumpkin. They will also be able to see and feel the inside. The kids are so excited for Halloween, and they love to talk about their decorations and costumes every day!

These students have been learning so much in kindergarten!

## 3rd Grade— Mrs. Stupka and Ms. Fleisher

### 3<sup>rd</sup> Grade Fears



Hairy venomous wolf spiders, sneaky siblings that jump out of nowhere, knee-trembling heights, and creepy clowns are just a few fears that were shared by our 3<sup>rd</sup> graders. Using the x-ray filter on the application, Photobooth, we captured 3<sup>rd</sup> graders reenacting a fearful time when they jumped right out of their shoes, or hid under their protective blankets! Personal narratives describing a frightful experience were written in white crayon on black speech bubbles. Our hallway displayed the speech bubbles, which were placed right beside screaming mouths! Whether it's a fearsome bug, a racing roller coaster, or a scary talking doll, what makes your skin crawl?

## Special Interest— Mrs. Miller



### **Special Interest Updates:**

**Pumpkin Science Project:** Students will be exploring STEM concepts while exploring pumpkins. We will be looking at physical properties, comparing mass, measuring, investigating seeds, drawing hypotheses, and reflecting on our findings.

**Global Classroom:** We are currently participating in the, "Geometry Around the World" project on our global classroom. Classrooms from around the world are capturing original photographs from their area that showcase geometry. I challenged all of my gifted students to take the most unique photograph of geometry. The winner will receive a special prize from Mrs. Miller.

**Looking ahead:** The gifted students will be developing a campaign all about "BeadforLife". They will be presenting this campaign to Mrs. Eldridge. This program will empower women in Uganda to transform their lives and end poverty.

## 1st Grade— Ms. Schreiber and Mrs. Scanlon

### The Power of Sight Words in 1<sup>st</sup> Grade

The purpose of reading is to construct meaning from text. This “meaning” is dependent on the rapid, automatic, and effortless recognition of words. According to Patricia Cunningham in *Phonics They Use*, “In order to read and write fluently with comprehension and meaning, children must be able to automatically read and spell the most frequent words. As the store of words they can automatically read and spell increases, so will their speed and comprehension.” (Cunningham, 2000). Moreover, students become efficient and confident readers and their attention can now center on decoding words that carry meaning to the text. This allows students to focus their efforts on “reading to learn” rather than “learning to read.” As a result, their ability to verbally recall and organize information from text drastically improves. These students not only begin to develop reading comprehension skills, but also become more accurate, detailed, and organized when verbally recalling the information. Here are some fun and engaging ways to practice words:

**Fridge Flash:** Tape sight words to the refrigerator, read them every time you are in the kitchen.

**Finger paint, shaving cream, or hair gel:** Pour one of the recommended products on a plate (or in a ziplock bag). Use your finger (or have your child use theirs) or a q-tip to write the sight word and have your child read it.

**Magnetic Letters:** Use magnetic letters to spell sight words on the refrigerator or any magnetic surface, then read them.

**Chalk Words:** Write sight words with chalk on the driveway. Have your student hop from word to word, reading them aloud.

**Go Fish:** 2 sets of words required.

**Stamp Them:** Use alphabet stamps to stamp out sight words, then read them.

**Popsicle Words:** Write sight words on popsicle sticks. Pull sticks out of a can, see how many you can read.

**Snowball Fight:** Crumple sight word cards into a ball. Have a snowball fight! Pick up snowballs and see how many you can read!

**Word Swat:** Put sight word cards on a table, call out a word and have your student swat it with a fly swatter or slap it with their hand.

In addition to our district's list of Anchor Words, other helpful word lists include:

**Dolch Words:** <http://www.kidzone.ws/dolch/>

**Fry Words:** [http://bjh.dadeschools.net/assets/fry\\_complete\\_1000.pdf](http://bjh.dadeschools.net/assets/fry_complete_1000.pdf)

50 other fun ways to practice words: <http://childhood101.com/2013/09/sight-words-activity-ideas/>

## Physical Education— Mrs. Klumpp



It was fantastic to see all the students back at the start of the year with a healthy glow and refreshed. Fairview kids are some of the most active and fit children in the district. They told me all the exercises, recreation, and sports they participated in over the summer months. I have started a new incentive to help promote the importance of fitness this year. I have asked students to bring a picture of themselves doing some kind of physical activity with their friends or family to hang in the hallway. This is voluntary. Each grade level has a different month. Please watch for more information coming home with the students.

Kindergarten through second grade started the year on basic movement skills focusing on spatial awareness and safety while playing. We are now in the loco-motor unit learning different ways to travel from one place to another during play. Third through fifth grades started with a team sport (football) and are now in the fitness unit. The students will be tested on sit-ups for abdominal strength, push-ups for upper body strength, sit and reach for flexibility, and shuttle run for speed and agility.



## 5th Grade— Mrs. Estep & Mrs. Chmiola



Since character analysis is a big part of reading, the fifth graders have been focusing their attention during their language arts block on determining character traits. Knowing a character's trait is important to understanding why a character might say or do certain things. Students are challenged to look at a character's thoughts, words, and actions in order to determine their traits. To put a slightly different twist on this analysis, the students worked with only facial expressions. After having classmates practice a few, they connected that to the idea of pumpkin carving. Each student then created a caricature of a character trait on his or her personal pumpkin. Our patch of pumpkins portraits is proudly on display on our bulletin boards.

### ART NEWS

#### **THE FOLLOWING STUDENTS HAVE ARTWORKS THAT STAND OUT IN THE ART ROOM:**

Haylee Wishard-5C, Katie Burnham- 5E, Brighton Pearson- 5C, Peyton Baumbach- 5E, Chad Jacobs- 4L, Gabrielle Welter- 4L, Hannah Bishop- 4H, Maddi Pearson-3F, Cole Myers- 3F, Wyatt Knox- 3S, Makayla Nace- 3S, Kaleb Knisely-3F, Scarlett Treher- 2B, and Brooke Howard—

**CONGRATULATIONS FOR A JOB WELL DONE!!**



## Library— Mrs. Metcalfe



There is a lot of fun learning taking place in library this year!! Below are the most current activities that each grade level is doing:

Kindergarteners and 1st graders listened to Mouse's First Halloween by Lauren Thompson. 1st graders sequenced the story matching the sound with the item that followed. Both groups colored a Jack-o-Lantern scarecrow.

2nd graders discovered that The Best Halloween of All might be the one when Ben got to pick his own costume, even if it was only a paper bag and paper towel rolls! They completed a maze that used even numbers to get the ghost to the finish line. This was a good math activity and lots of fun too.

3rd graders enjoyed Too Many Pumpkins by Linda White. It is illustrated by Megan Lloyd. She lives in Carlisle, PA. and Mrs. Metcalfe has been to her house. They answered comprehension questions and identified the main characters, as well as the theme. Then they worked on a Halloween crossword puzzle without a word bank.


4th grade students helped to tell the story, The Little Old Lady Who Wasn't Afraid of Anything. Each table had a different part of the progressive repetition.

In 5th grade, they listened to scary stories (not really) from Velcome by Kevin O'Malley. In the first story, when the boy is followed by a coffin, the solution is to throw a cough drop at it. It stopped the coughin'! Ha, ha! They were able to correctly identify that words which sound alike but have different meanings are called homophones. Both grades colored a haunted house.

## Reading Department— Mrs. Naugle

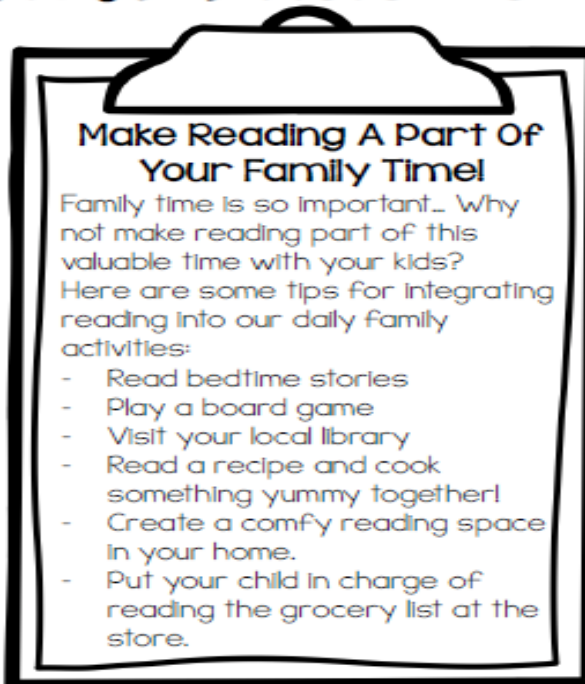
### Reading At Home...

Can Make A HUGE Difference!



#### Choose Books That Are At An Appropriate Reading Level For Your Child

- ☐ Use the five finger rule. Open the book to any page and ask your child to read. Put up a finger every time your child does not know a word. If you have put up more than five fingers before the end of the page, this book is too hard for your child.
- ☐ Choose books that match your child's likes and interests.



#### Make Reading A Part Of Your Family Time

Family time is so important... Why not make reading part of this valuable time with your kids? Here are some tips for integrating reading into our daily family activities:

- Read bedtime stories
- Play a board game
- Visit your local library
- Read a recipe and cook something yummy together!
- Create a comfy reading space in your home.
- Put your child in charge of reading the grocery list at the store.



Keep plenty of reading materials in your home: books, magazines, newspapers, and comic books. Children enjoy having a variety of reading materials!

**Congratulations to those Principal 100 Club Members so far this year!!**

*Daniel Williston, Hermiony Valdes, Eli Phillips, Autumn Cole, Elliana Sellars, Marienah Watson, Katelyn Mann, Madeline Stumper, and Lily Schafer*

**Congratulations to Hermiony Valdes for being recognized by the Pennsylvania Department of Transportation as the 1st Place WINNER of the School Bus Safety Poster Contest for the 2nd year in a row!!**



## PTO News

Thank you for your help making the first two fundraisers successful. We profited approximately \$3,492 on our SaveAround Coupon Book Sales. Not as much as we hoped, but it seems a lot more groups are selling these books now. We have raised \$6,411 on our Fall Fun Walk, we ran into a few glitches with the holiday affecting mail and we will have to take that into account next year. Thank you to everyone who participated!

Over the summer we were able to purchase some teacher resources that Mrs. Eldridge requested. We hear the teachers are already making great use of these! We also purchased RAZ kids for grades K-2. Also the 2<sup>nd</sup> grade pumpkins have been purchased and used for their annual science project.

The Back to School Picnic was a success, even with the early dismissal due to heat! We thank all the families that helped by supplying food. We had a wonderful turnout and are so glad for all the teachers and staff who were able to attend as well.

The Fall Festival went off without a hitch this year. We changed things up a little and offered hot dogs, nachos, and baked goods for sale as well as Phat Alberts offering their pizza and drinks. We also had popcorn and hot chocolate at no charge. The hot chocolate got more popular as the night went on and it got a little chillier but we ran out around 15 minutes before the night ended, our apologies to anyone who missed out. We also had a fun pumpkin owl craft, along with games and the obstacle bounce house. Thank you to Heather Short for arranging the Silent Auction and to all our volunteers who made the event possible! We appreciate all the families who came out and supported the PTO and participated in the Silent Auction.


We are trying something new with BoxTops. You should receive a monthly sheet to put 25 BoxTops on. Each time your child returns one complete sheet their name will go into the monthly raffle. At the end of the month, a name is pulled and the winner receives a prize! Congratulations to Matthew Pepper, our September winner, and Zia DeWittie, our October winner.

Coming up we have Movie Night on November 11, the movie is TBD but come out for the popcorn and company- bring a blanket, sleeping bag or chair, claim your spot on the floor and enjoy! We will also have a Spirit Wear Sale; this is a great chance to get your kids a nice gift!

Speaking of gifts, Holiday Craft Night is coming up on December 9. While it's still over a month away we have already started planning and picking crafts!! Also running that night is the Book Fair. If you would like to help with either event, please respond to the emails and flyers that go out or email us!

The PTO also participates in all of the following so if you want to help us raise funds in your everyday errands and purchases you just have to go online and put in Fairview PTO as your school or charity organization: Giant A+ Rewards, Darrenkamps Community Rewards, Rutter's School Rewards, and AmazonSmile.

Our next meetings are scheduled for Tuesday, November 1 and December 6 at 6pm. If you can't make a meeting but have ideas or feedback please let us know by e-mailing [fairviewpto@hotmail.com](mailto:fairviewpto@hotmail.com). Also, don't forget to like us on Facebook to stay up to date on upcoming activities!





## Panthers of the Month for September– Politeness

Grade	Teacher	Student
Kindergarten	Miss Herbster/ Mrs. Gottdiner	Camden Shaffer Charlotte Morrell
1 <sup>st</sup> Grade	Ms. Schreiber	Evan Block
1 <sup>st</sup> Grade	Mrs. Scanlon	Karina Kireenkov
2 <sup>nd</sup> Grade	Mrs. Bergenstock	Kaleb Rodrigo
2 <sup>nd</sup> Grade	Mrs. Plever	Violet Kesler
3 <sup>rd</sup> Grade	Ms. Fleisher	Isaiah Brickhouse
3 <sup>rd</sup> Grade	Mrs. Stupka	Hunter Lewis
4 <sup>th</sup> Grade	Mrs. Lund	Kenna Reichenbach
4 <sup>th</sup> Grade	Mrs. Harman	Brant Lockard
5 <sup>th</sup> Grade	Mrs. Estep	Avery Rhoads
5 <sup>th</sup> Grade	Mrs. Chmiola	Katelyn Mann



## Panthers of the Month for October– Artistic

Grade	Teacher	Student
Kindergarten	Miss Herbster/ Mrs. Gottdiner	Lillian Kertes / Logan Valdes
1 <sup>st</sup> Grade	Ms. Schreiber	Owen Travitz
1 <sup>st</sup> Grade	Mrs. Scanlon	Evelyn Hassler
2 <sup>nd</sup> Grade	Mrs. Bergenstock	Livia Schurtz
2 <sup>nd</sup> Grade	Mrs. Plever	Karmell Wilson
3 <sup>rd</sup> Grade	Ms. Fleisher	Kaleb Knisely
3 <sup>rd</sup> Grade	Mrs. Stupka	Carter Misiti
4 <sup>th</sup> Grade	Mrs. Lund	Rayna Johnson
4 <sup>th</sup> Grade	Mrs. Harman	Zia DeWittie
5 <sup>th</sup> Grade	Mrs. Estep	Jacklyn Muth
5 <sup>th</sup> Grade	Mrs. Chmiola	Hermiony Valdes



## 4th Grade— Mrs. Lund and Mrs. Harman

### Do You Have a Growth Mindset?

4th grade does! This school year, the 4th grade classes are learning about different mindsets through our communication system of ClassDojo, a communication app that our teachers use to correspond with the parents of 4th grade. After viewing short video clips on Fixed and Growth Mindset, the 4th grade classes had a discussion about it and what it all means.

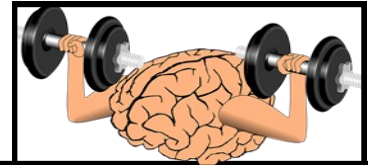
Fixed Mindset is when you don't believe in yourself. You DON'T think you can do anything. This is not the mindset our teachers want us to have!

In Growth Mindset, even if you don't succeed the first time, you keep trying. You never give up and you believe you CAN do it! All teachers want students to have this mindset!

As a 4th grade, we constructed a bulletin board for the whole school to see. The bulletin board is to represent the two mindsets and how we need to be aware of our thinking and to learn and grow from it!

As you can see, Fairview's 4th grade classes have been doing a lot of work to IMPROVE our mindset! We CAN keep trying to learn more and we WILL learn from our mistakes! All we have to do is CHANGE our WORDS...CHANGE our MINDSET!

Written by: Rayna Johnson and Zia DeWittie



## 2nd Grade— Mrs. Bergenstock & Mrs. Plever

### Second Grade Pumpkin Day

On October 21, Fairview second graders worked with pumpkins to practice math skills! With parent and teacher help, the students measured the circumference of his or her own pumpkin, weighed the pumpkins, made many different predictions, and counted the seeds in his or her own pumpkin. This enjoyable afternoon helped reinforce the math skills of estimation, place value, skip counting, and multi-digit addition. Let's hear how the second graders enjoyed their day:

When it was Pumpkin Day, we counted the seeds in the pumpkins! Pumpkin Day was the best because we got a worksheet and we could make a prediction for how much it weighs, how many inches it is, and how many seeds are in it. I had 310! Did you know that the pumpkins were pretty small? The parents opened them for us. I was a good helper because I helped a lot of people with their seeds. I hope that when I get older I can plant a pumpkin!

*By Livia Schurtz (2B)*

What is orange that has a stem, seeds, and is gooey in the middle? You got it! A pumpkin! On Friday October 21<sup>st</sup> everybody in second grade had Pumpkin Day. Many moms came to help. One of the moms read a book to us titled "How Many Seeds in a Pumpkin?" Next, we got to make predictions about the weight and circumference of our pumpkins. After that, we decorated the pumpkins with sharpies. I put hearts on mine. Then, we weighed them using a scale, and we saw how many inches were around the pumpkin using a tape measure. Finally, we counted how many seeds were in the pumpkins by counting tens and making hundreds. We had a blast!

*By Brooke Howard (2P)*

*What a great learning opportunity for second graders!  
Thank you, PTO, for the generous donations of pumpkins!*



## Important Reminders in November and December



NOVEMBER		
1 <sup>st</sup>	PTO Meeting	6:00 p.m.
7 <sup>th</sup>	Picture Retake	1:00 p.m.
10 <sup>th</sup>	Report Cards Issued	n/a
11 <sup>th</sup>	PTO Movie Night	6:00 p.m.
16 <sup>th</sup>	Pastries for Parents	8:00 a.m.
21 <sup>st</sup> and 22 <sup>nd</sup>	Parent-Teacher Conferences	Scheduled time with teacher
21 <sup>st</sup> -28 <sup>th</sup>	No School for Students	n/a
DECEMBER		
5 <sup>th</sup>	Progress Reports Due	n/a
6 <sup>th</sup>	PTO Meeting	6:00 p.m.
9 <sup>th</sup>	PTO Holiday Craft Night and Book Fair	5:00-7:00 p.m.
20 <sup>th</sup>	Holiday Concert at Allen MS- <b>change to original schedule**</b>	9:30 a.m.
22 <sup>nd</sup>	Christmas Parties	2:30 p.m.
23 <sup>rd</sup>	Early Dismissal for Students	AM Kindergarten- 10:45 a.m. PM Kindergarten arrive: 10:45 a.m. Elementary- 12:45 p.m.
26 <sup>th</sup> -Jan. 2 <sup>nd</sup>	No School for Students	n/a

- Just a reminder- **No shorts** are to be worn after October 22nd
- School begins at 8:45 and dismisses at 3:30; please contact the school if your child is going to be absent
- Students must arrive prior to 10:15 in order to be considered present for the full morning session; if students arrive after 10:15 he/she will be considered absent for 1/2 day
- If you would like to be a parent volunteer at Fairview please complete all of the necessary paperwork.
- **Be sure to sign up for a parent/teacher conference time with your child's teacher as you are a vital piece to the success of your child!**
- **PLEASE REMIND YOUR CHILD OF RESPONSIBLE, RESPECTFUL, AND SAFE BUS BEHAVIOR. IT IS A PRIVILEGE TO RIDE THE BUS, AND IF CORRECT BEHAVIOR IS NOT EXHIBITED STUDENTS WILL BE REMOVED FROM THE BUS.**