




# 2019 Summer Calendars PHONOLOGICAL AWARENESS



*Created by: Michelle Hinkle Ostrow M.S., CCC-SLP © Speech Rocks (2015)  
All rights reserved by author ~ single user/classroom only*

# PHONOLOGICAL AWARENESS SUMMER PROGRAM

Dear parents/guardians:

Phonological awareness is the ability to hear sounds that make up words and spoken language. Phonological awareness skills are critical for children as they learn to read and write. As summer approaches, I would like to encourage you to help your child maintain his or her phonological awareness skills, as they have worked very hard this year on building their skills. Attached you will find calendars of daily activities intended to promote phonological awareness. Please take a few minutes at least 3-4 times weekly to focus on the skills. The activities within the calendars are intended to be brief and enjoyable. I thank you in advance for supporting your child's progress.

Most importantly, have a happy and safe summer ☺ Enjoy!!

Sincerely,

---

Speech-Language Pathologist

# PHONOLOGICAL AWARENESS SUMMER PROGRAM

Dear parents/guardians:


Phonological awareness is the ability to hear sounds that make up words and spoken language. Phonological awareness skills are critical for children as they learn to read and write. As summer approaches, I would like to encourage you to help your child maintain his or her phonological awareness skills, as they have worked very hard this year on building their skills. Attached you will find calendars of daily activities intended to promote phonological awareness. Please take a few minutes at least 3-4 times weekly to focus on the skills. The activities within the calendars are intended to be brief and enjoyable. I thank you in advance for supporting your child's progress.

Most importantly, have a happy and safe summer ☺ Enjoy!!

Sincerely,

---

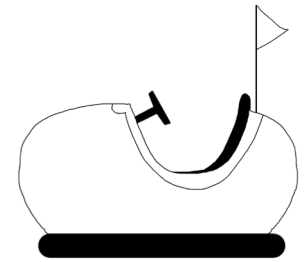
Reading Specialist











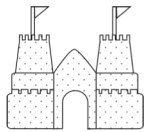





# JUNE 2019

## Phonological Awareness

Skills include: Rhyming, Syllable & Phoneme Identification



Sunday	Monday	Tuesday	Wednesday	Thursday	Friday 	Saturday
						1 Enjoy the weekend! 
2 Sunday Fun Day! 	3 A syllable is part of a word. Syllables are fun to tap and clap out. How many syllables are in these words? BUNNY - CAT POTATO - APPLE	4 What is the first syllable you hear in these words? SUNSCREEN LIFEGUARD JUMPROPE	5 How many words can you think of that rhyme with CAT? 	6 Rhyming words have the same sounds at the end. Do these words rhyme? BE - TREE CAN - GO	7 Read or listen to a book. Listen for words that RHYME with "ME". How many did you hear?	8 Enjoy the weekend! 
9 Sunday Fun Day! 	10 A phoneme is a single sound. What is the first sound you hear in these words? SUN - PENCIL - GO	11 What is the last sound you hear in these words? SUN - PENCIL - GO	12 How many words can you think of that rhyme with CAR? 	13 Do these words Rhyme? BIRD - THIRD CUP - CUT FLOOR - MOP	14 Read or listen to a book. Listen for words that RHYME? How many did you hear?	15 Enjoy the weekend! 
16 Sunday Fun Day!  Happy Father's Day	17 Complete this sentence with a word that rhymes. I saw a frog sitting on a _____.	18 What is the last syllable you hear in these words? BEACHBALL TELEPHONE BARBEQUE	19 How many words can you think of that rhyme with TREE? 	20 What is the middle sound you hear in these words? MAP - SUN - FEET CAR - BOAT - RAIN	21 Read or listen to a book. Listen for words that RHYME with "BLUE". How many did you hear?	22 Enjoy the weekend! 
23 Sunday Fun Day!  31	24 What is the middle syllable you hear in these words? HOLIDAY UMBRELLA AMUSEMENT	25 How many sounds do you hear in these words? SUN - BEACH SAND - WATER	26 How many words can you think of that rhyme with BEAR? 	27 Which word doesn't rhyme? MAP - MOP - TOP DISH - DIP - FISH	28 Read or listen to a book. Listen for words that RHYME? How many did you hear?	29 Enjoy the weekend! 









# JULY 2019


## Phonological Awareness

Skills include: Word, Syllable, Phoneme segmenting and blending

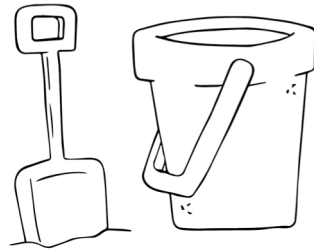
**\*\* When working on blending activities, make sure you pause after each syllable and sound. A dash "-" is used to help remind you.**



Sunday	Monday	Tuesday	Wednesday	Thursday	Friday	Saturday
	<p><b>1</b> Segmenting is breaking apart sentences and words? How many <b>SYLLABLES</b> do you hear in these words. Say each syllable out loud.</p> <p><b>FIREWORKS FOURTH</b></p>	<p><b>2</b> How many <b>SYLLABLES</b> do you hear in these words. Say each syllable out loud.</p> <p><b>BUBBLES STICK CANDY WATERMELON</b></p>	<p><b>3</b> Blending is putting syllables and sounds together. Blend these <b>SYLLABLES</b> together to make a word.</p> <p><b>BEACH - CHAIR</b></p>	<p><b>4</b> Happy 4<sup>th</sup> of July</p> <p>How many <b>SYLLABLES</b> do you hear in the word July?</p>	<p><b>5</b> Blend these <b>SOUNDS</b> together to make words.</p> <p><b>S - U - N (sun)</b> <b>B - EA - CH (beach)</b> <b>S - A - N - D (sand)</b></p>	<p><b>6</b> Enjoy the weekend!</p> 
<p><b>7</b> Sunday Fun Day!</p> 	<p><b>8</b> Blend these <b>SYLLABLES</b> together to make words.</p> <p><b>AIR - PLANE</b> <b>RAIN - BOW</b> <b>SAIL - BOAT</b> <b>SUN - SHINE</b></p>	<p><b>9</b> Blending These <b>SOUNDS</b> together to make words.</p> <p><b>F - I - SH (fish)</b> <b>T - R - AI - N (train)</b> <b>M - I - L - K (milk)</b></p>	<p><b>10</b> How many <b>SOUNDS</b> do you hear in each word? Say each sound out loud.</p> <p><b>CONE RIDE</b> <b>GRASS FLOWER</b></p>	<p><b>11</b> How many <b>SYLLABLES</b> do you hear in these words. Say each syllable out loud.</p> <p><b>COCONUT PEACH</b> <b>KIWI GRAPES</b></p>	<p><b>12</b> Read or listen to a book. Listen for one <b>SYLLABLE</b> words. How many did you hear?</p>	<p><b>13</b> Enjoy the weekend!</p> 
<p><b>14</b> Sunday Fun Day!</p> 	<p><b>15</b> How many <b>SOUNDS</b> do you hear in each word? Say each sound out loud.</p> <p><b>CHIPS SNACK</b> <b>FRUIT APPLE</b></p>	<p><b>16</b> Repeat this sentence. Clap/tap for each <b>WORD</b> you hear. How many times did you clap?</p> <p><b>I love to ride my bike.</b></p>	<p><b>17</b> How many <b>SOUNDS</b> do you hear in each word? Say each sound out loud.</p> <p><b>JUMP HOP</b> <b>SKIP DASH</b></p>	<p><b>18</b> Repeat this sentence. Clap/tap for each <b>WORD</b> you hear. How many times did you clap?</p> <p><b>Can we go swimming?</b></p>	<p><b>19</b> Read or listen to a book. Listen for two <b>SYLLABLE</b> words. How many did you hear?</p>	<p><b>20</b> Enjoy the weekend!</p> 
<p><b>21</b> Sunday Fun Day!</p> 	<p><b>22</b> Blend These <b>SOUNDS</b> together to make words.</p> <p><b>T - OA - S - T (toast)</b> <b>S - U - MM - ER (summer)</b> <b>SH - A - R - K (Shark)</b> <b>S - T - I - CK (stick)</b></p>	<p><b>23</b> Blend these <b>SYLLABLES</b> together to make words.</p> <p><b>DAI - SY</b> <b>CAR - NA - TION</b> <b>LI - LY</b> <b>SUN - FLOW - ER</b></p>	<p><b>24</b> Repeat this sentence. Clap/tap for each <b>WORD</b> you hear. How many times did you clap?</p> <p><b>Watermelon is juicy.</b></p>	<p><b>25</b> Blend these <b>SYLLABLES</b> together to make words.</p> <p><b>PINE - AP - PLE</b> <b>TO - MA - TO</b> <b>AV - O - CA - DO</b> <b>PEP - PER</b></p>	<p><b>26</b> Read or listen to a book. Listen for three <b>SYLLABLE</b> words. How many did you hear?</p>	<p><b>27</b> Enjoy the weekend!</p> 
<p><b>28</b> Sunday Fun Day!</p> 	<p><b>29</b> How many <b>SOUNDS</b> do you hear in each word? Say each sound out loud.</p> <p><b>CAMP SLIDE</b> <b>POOL DIVE</b></p>	<p><b>30</b> Read or listen to a book. Listen for words that have only three <b>SOUNDS</b>? What words did you hear?</p>	<p><b>31</b> Read or listen to a book. Listen for words that have only three <b>SOUNDS</b>? What words did you hear?</p>			












# I LOVE SUMMER



# August

## Phonological Awareness

Skills include: Syllable, Phoneme deletion and manipulation

Sunday	Monday	Tuesday	Wednesday	Thursday	Friday	Saturday
<p><b>** When you see letters isolated in lines (/b/), this is a signal to say the "sound" that the letter makes and NOT the letter itself.</b></p>				<p><b>1</b> Say <b>SCHOOL</b>. Now say it again but don't say /S/</p> <p>Say <b>TEACHER</b>. Now say it again but don't say /R/</p>	<p><b>2</b> Read or listen to a book. Listen for words that have the the /B/ sound. Did you hear the sound in the beginning, middle or end of the word?</p>	<p><b>3</b> Enjoy the weekend!</p> 
<p><b>4</b> Sunday Fun Day!</p> 	<p><b>5</b> Change the first sound in <b>FISH</b> to /W/ (wish)</p> <p>Change the last sound in <b>ROAD</b> to /P/ (rope)</p>	<p><b>6</b> Change the first sound in <b>PEAR</b> to /CH/ (chair)</p> <p>Change the last sound in <b>COACH</b> to /T/ (coat)</p>	<p><b>7</b> Change the middle sound in <b>SIT</b> to /a/ (sat)</p> <p>Change the middle sound in <b>CUP</b> to /E/ (keep)</p>	<p><b>8</b> Add /CH/ to the end of <b>COW</b> (couch)</p> <p>Add /B/ to the beginning of <b>IN</b> (bin)</p>	<p><b>9</b> Read or listen to a book. Listen for words that have the the /T/ sound. Did you hear the sound in the beginning, middle or end of the word?</p>	<p><b>10</b> Enjoy the weekend!</p> 
<p><b>11</b> Sunday Fun Day!</p> 	<p><b>12</b> Say <b>VEGETABLE</b> Now say it again but don't say <b>BLE</b></p> <p>Say <b>PRINCIPAL</b> Now say it again but don't say <b>PRIN</b></p>	<p><b>13</b> Say <b>BOOK</b> Now say it again but don't say /K/</p> <p>Say <b>PENCIL</b>. Now say it again but don't say /P/</p>	<p><b>14</b> Say <b>RECESS</b>. Now say it again but don't say <b>CESS</b></p> <p>Say <b>CAFETERIA</b>. Now say it again but don't say <b>CAF</b></p>	<p><b>15</b> Say <b>DESK</b> Now say it again but don't say /D/</p> <p>Say <b>PAPER</b>. Now say it again but don't say /ER/</p>	<p><b>16</b> Read or listen to a book. Listen for words that have the the /F/ sound. Did you hear the sound in the beginning, middle or end of the word?</p>	<p><b>17</b> Enjoy the weekend!</p> 
<p><b>18</b> Sunday Fun Day!</p> 	<p><b>19</b> Add /T/ to the end of <b>BEE</b> (beet)</p> <p>Add /D/ to the beginning of <b>ICE</b> (dice)</p>	<p><b>20</b> Say <b>SAND</b> Now say it again but don't say /S/</p> <p>Say <b>JANITOR</b>. Now say it again but don't say /JAN/</p>	<p><b>21</b> Change the first sound in <b>THROW</b> to /G/ (grow)</p> <p>Change the last sound in <b>PEACH</b> to /L/ (peel)</p>	<p><b>22</b> Add /S/ to the end of <b>MY</b> (mice)</p> <p>Add /S/ to the beginning of <b>COOL</b> (school)</p>	<p><b>23</b> Read or listen to a book. Listen for words that have the the /CH/ sound. Did you hear the sound in the beginning, middle or end of the word?</p>	<p><b>24</b> Enjoy the weekend!</p> 
<p><b>25</b> Sunday Fun Day!</p> 	<p><b>26</b> Change the middle sound in <b>PAINT</b> to /oi/ (point)</p> <p>Change the middle sound in <b>TAP</b> to /A/ (tape)</p>	<p><b>27</b> Change the first sound in <b>SINK</b> to /TH/ (think)</p> <p>Change the last sound in <b>TEAM</b> to /TH/ (teeth)</p>	<p><b>28</b> Change the middle sound in <b>BOAT</b> to /oo/ (boot)</p> <p>Change the middle sound in <b>SAIL</b> to /E/ (Seal)</p>	<p><b>29</b> Say <b>BEACHBALL</b> Now say it again but don't say <b>BALL</b></p> <p>Say <b>STARFISH</b> Now say it again but don't say <b>STAR</b></p>	<p><b>30</b> Read or listen to a book. Listen for words that have the the /G/ sound. Did you hear the sound in the beginning, middle or end of the word?</p>	<p><b>31</b> Enjoy the weekend!</p> 

Follow "SPEECH ROCKS" for more Rockin' Speech Materials.  
<https://www.teacherspayteachers.com/Store/Speech-Rocks>



**I HAVE... WHO HAS... RHYMING GAME**

**FREEBIE**

I have **HAT**  
Who has a word that rhymes with **MOUSE**


I have **HOUSE**  
Who has a word that rhymes with **RAKE**

Created by: Michelle Hinkle Ostrow M.S., CCC-SLP © Speech Rocks (2015)  
All rights reserved by author ~ single user/classroom only



**Phonological Awareness Visuals**

Created by Michelle Hinkle Ostrow M.S., CCC-SLP  
Speech Rocks 2014

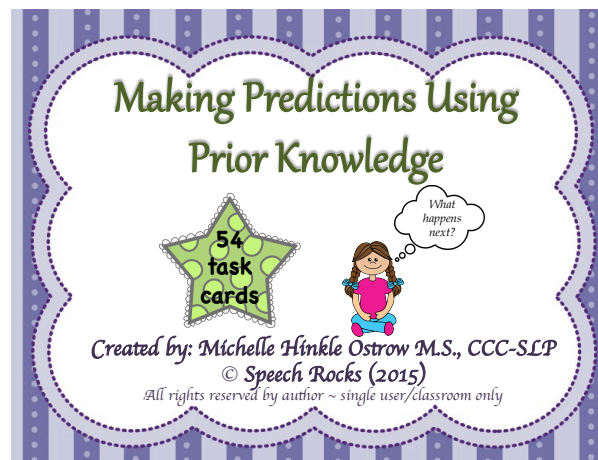


Fun Park available for purchase through Super Duper



**SPECTACULAR SUMMER VOCABULARY**

Created by: Michelle Hinkle Ostrow M.S., CCC-SLP  
© Speech Rocks (2015)  
All rights reserved by author ~ single user/classroom only

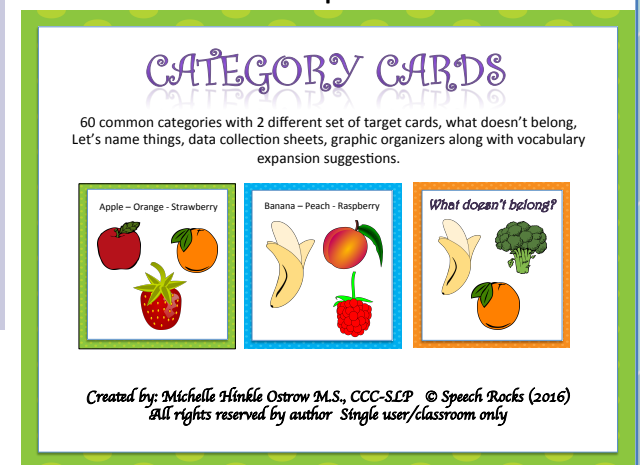


**Making Predictions Using Prior Knowledge**

**54 task cards**




What happens next?

Created by: Michelle Hinkle Ostrow M.S., CCC-SLP  
© Speech Rocks (2015)  
All rights reserved by author ~ single user/classroom only



**CATEGORY CARDS**

60 common categories with 2 different set of target cards, what doesn't belong, Let's name things, data collection sheets, graphic organizers along with vocabulary expansion suggestions.

Apple - Orange - Strawberry 	Banana - Peach - Raspberry 	What doesn't belong? 
--	---	---

Created by: Michelle Hinkle Ostrow M.S., CCC-SLP © Speech Rocks (2016)  
All rights reserved by author Single user/classroom only

## Terms of Use/Credits

THANK YOU FOR DOWNLOADING THIS PRODUCT!

Please don't forget to leave feedback and rate.

Created by Michelle Hinkle Ostrow M.S., CCC-SLP

Copyright, 2015 Speech Rocks

All rights reserved by author.

### IMPORTANT! FOR INDIVIDUAL USE ONLY

By downloading this packet you have purchased the right to use it for your own personal use. You may print it as often as you wish for your students/classroom only. You may not copy, resell, or share downloads. If another teacher would like a copy please direct them to my store: <http://www.teacherspayteachers.com/Store/Speech-Rocks>

Graphics from (THANK YOU!):

<http://www.teacherspayteachers.com/Store/Just-Joel-Art>

<http://www.teacherspayteachers.com/Store/Courtney-Keimer>

<http://www.teacherspayteachers.com/Store/Polliwog-Place>

<https://www.teacherspayteachers.com/Store/A-Little-Peace-Of-Africa>

<https://www.teacherspayteachers.com/Store/Teacher-Karma>

<https://www.teacherspayteachers.com/Store/Ashley-Hughes-38>

<https://www.teacherspayteachers.com/Store/Teaching-Super-Power>

<https://www.teacherspayteachers.com/Store/Chadelel's-Design>

<http://www.digiwebstudio.com>

FRAMES: <https://www.teacherspayteachers.com/Store/Mad-Clips-Factory>

FONTS:

<https://www.teacherspayteachers.com/Store/Lidia-Barbosa>

<https://www.teacherspayteachers.com/Store/Jennifer-Van-Hill>

