














1. On average, how often do you use technology in class? (Use implies that you, the student, are directly interacting with an Interactive Whiteboard, Student Response System or District Computer)

		Response Percent	Response Count
Never		3.9%	73
Daily		48.3%	894
At Least Once a Cycle		28.9%	536
Once a Month		14.1%	262
Once a Marking Period		2.8%	52
Once this year		1.9%	35
answered question			1,852
skipped question			0






2. How often have you used Web 2.0 tools (Wikis, blogs, voicethread, GoogleDocs etc.) in your classes this year?

		Response Percent	Response Count
Never		28.5%	528
At Least Once a Week		27.9%	517
Once a Month		22.2%	411
Once a Marking Period		11.8%	219
Once this year		9.6%	177
answered question			1,852
skipped question			0






3. Which of the following Web 2.0 tools have you used in your classes this year? (Check all that apply)

		Response Percent	Response Count
Voicethread		1.7%	25
Wikispaces		15.3%	225
CoverItLive		0.7%	10
Blabberize		0.9%	13
Glogster		5.8%	85
Mixbook		2.8%	41
Storybird		1.2%	17
Moodle		78.1%	1,148
Vocaroo		0.8%	12
Prezi		2.9%	42
Animoto		1.3%	19
GoogleDocs		66.2%	972
Other (please specify)		6.9%	102
		answered question	1,469
		skipped question	383






4. Not counting Graphics, Art, or Photography courses, how often have you used digital photos in your classes this year?

		Response Percent	Response Count
Never		59.5%	1,102
At Least Once a Week		10.3%	191
Once a Month		14.1%	262
Once a Marking Period		7.8%	144
Once this year		8.3%	153
answered question			1,852
skipped question			0






5. How often have you used a Word Processor in your classes this year?

		Response Percent	Response Count
Never		22.3%	413
At Least Once a Week		36.8%	682
Once a Month		27.1%	502
Once a Marking Period		8.4%	156
Once this year		5.3%	99
answered question			1,852
skipped question			0













6. How often have you used a Spreadsheet in your classes this year?

		Response Percent	Response Count
Never		63.0%	1,167
At Least Once a Week		8.9%	164
Once a Month		11.9%	221
Once a Marking Period		7.9%	147
Once this year		8.3%	153
answered question			1,852
skipped question			0



7. How often have you used technology to support a presentation or project in your classes this year?

		Response Percent	Response Count
Never		14.2%	263
At Least Once a Week		23.8%	441
Once a Month		34.3%	636
Once a Marking Period		18.6%	344
Once this year		9.1%	168
answered question			1,852
skipped question			0














8. Which applications were used to support your project or presentation? (Check all that apply)

		Response Percent	Response Count
PowerPoint		89.1%	1,395
Prezi		2.4%	38
GoogleDocs		37.4%	585
Keynote		27.2%	425
iMovie		26.4%	413
iPhoto		15.8%	247
GarageBand		10.8%	169
OpenOffice		9.0%	141
Pages		11.2%	176
Photoshop		13.6%	213
Adobe Creative Suite		2.2%	34
Other (please specify)		6.1%	96
		answered question	1,565
		skipped question	287



9. Do you or your family own a laptop?

		Response Percent	Response Count
Yes		84.7%	1,562
No		15.3%	283
		answered question	1,845
		skipped question	7



10. What operating system(s) is running on your laptop(s)? (Check All That Apply)

		Response Percent	Response Count
Windows XP		29.5%	433
Windows Vista		21.9%	322
Windows 7		56.3%	827
Windows Other		7.1%	105
Mac OSX 10.0 (Cheetah)		2.5%	37
Mac OSX 10.1 (Puma)		1.1%	16
Mac OSX 10.2 (Jaguar)		1.6%	24
Mac OSX 10.3 (Panther)		1.6%	24
Mac OSX 10.4 (Tiger)		1.8%	27
Mac OSX 10.5 (Leopard)		3.9%	58
Mac OSX 10.6 (Snow Leopard)		5.2%	77
Mac OSX 10.7 (Lion)		4.7%	69
Linux		1.9%	28
	Other (please specify)		47
		answered question	1,469
		skipped question	383





11. Would you be willing to bring a laptop to school and use it during class time?

		Response Percent	Response Count
Yes		73.2%	1,137
No		26.8%	417
answered question			1,554
skipped question			298

12. Would your parent(s)/guardian allow you to bring a laptop to school?

		Response Percent	Response Count
Yes		70.1%	1,088
No		29.9%	465
answered question			1,553
skipped question			299



13. Where do you think you would be most likely to store your laptop when it was not needed at school?

		Response Percent	Response Count
In my locker		12.5%	186
In my car or a friend's car		10.3%	153
I would carry the laptop all of the time		24.2%	361
I would carry the laptop if I could use a backpack/shoulder bag		53.1%	792
	Other (please specify)		82
		answered question	1,492
		skipped question	360












14. Assuming your school looks exactly like it does today, where would you charge your laptop and at what times of day?

	Response Count
	1,478
answered question	1,478
skipped question	374

15. Have you used your laptop to complete homework or other assignments outside of school?

		Response Percent	Response Count
Yes		91.3%	1,416
No		8.7%	135
		answered question	1,551
		skipped question	301

**16. Please indicate the types of assignments/activities you have completed on your laptop.
(Check all that apply)**

		Response Percent	Response Count
Internet Research		92.2%	1,296
Access to Library Research Databases		35.6%	500
Word Processing		74.0%	1,040
Presentations		62.9%	884
Spreadsheets		18.4%	259
Wikis		13.9%	195
Blogs		12.8%	180
GoogleDocs		42.7%	600
Moodle		53.8%	756
PowerSchool		89.3%	1,256
eMail to Teacher(s)		52.0%	731
	Other (please specify)		22
		answered question	1,406
		skipped question	446

17. Do you own one of the following Wi-Fi capable devices? (Check all that apply)

		Response Percent	Response Count
I don't have any of these devices		20.8%	381
iPod Touch		50.3%	923
iPhone		21.9%	402
Android Smart Phone		23.1%	423
Windows Phone		3.5%	65
iPad		12.5%	229
Android Tablet (Samsung Galaxy, Motorola Xoom, etc.)		4.1%	75
Kindle Fire		4.5%	83
Barnes & Noble Nook Color		3.8%	69
Other - Specify Below		5.2%	96

Other Device Information 109

answered question 1,834

skipped question 18



18. Have you used this device to complete homework or other assignments outside of school?

		Response Percent	Response Count
Yes		61.5%	894
No		38.5%	560





answered question 1,454

skipped question 398



19. Do you currently bring this device to school?

		Response Percent	Response Count
Yes		77.7%	1,130
No		22.3%	324
answered question			1,454
skipped question			398





20. How often do you use the device for completing assignments/activities during class time?

		Response Percent	Response Count
Often (at least once a week)		26.6%	300
Sometimes (every other week)		21.4%	241
Rarely (once a month)		19.9%	224
Never		32.2%	363
answered question			1,128
skipped question			724










21. Would you be permitted and willing to bring this device to school?

		Response Percent	Response Count
Yes		72.0%	231
No		28.0%	90
answered question			321
skipped question			1,531





22. Where would you be most likely to store the device when it was not needed?

		Response Percent	Response Count
In my locker		9.4%	22
In my car or a friend's car		4.3%	10
I would carry the device all of the time		48.5%	113
I would carry the device if I could use a backpack/shoulder bag		37.8%	88
answered question			233
skipped question			1,619





23. Do you have any of the following email accounts? (Check all that apply)

		Response Percent	Response Count
I do not have an email account		5.7%	105
Gmail		45.4%	832
Yahoo		39.9%	732
AOL/AIM Mail		35.3%	647
Inbox		4.0%	74
GMX Mail/Mail.com		1.2%	22
Windows Live/Hotmail		16.7%	306
Zoho Mail		0.3%	6
ISP (Verizon,Comcast)		10.6%	195
Other (please specify)			74
answered question			1,833
skipped question			19

24. How often do you use your email account to communicate with your teachers?

		Response Percent	Response Count
Often (at least once a week)		6.5%	112
Sometimes (every other week)		15.9%	274
Rarely (once a month)		39.1%	674
Never		38.5%	664
answered question			1,724
skipped question			128







25. How often do you use your email account to communicate with classmates regarding school work?

		Response Percent	Response Count
Often (at least once a week)		6.0%	104
Sometimes (every other week)		8.2%	141
Rarely (once a month)		18.7%	322
Never		67.1%	1,159
answered question			1,726
skipped question			126






26. Do you have an account on any of the following social networking sites? (Check all that apply)

		Response Percent	Response Count
I am not a member of a social network		8.2%	149
Facebook		89.9%	1,643
Twitter		31.6%	577
LinkedIn		1.0%	19
MySpace		26.5%	485
Ning		0.7%	12
Google+		20.7%	378
Tagged		1.0%	18
orkut		0.5%	9
hi5		1.1%	20
myyearbook		10.2%	187
Bebo		1.4%	26
Friendster		0.9%	17
PerfSpot		0.4%	7
	Other (please specify)		53
		answered question	1,827
		skipped question	25

27. What do you use most frequently to contact your friends?

		Response Percent	Response Count
Home Phone		2.8%	51
Cell Phone		17.2%	315
Text Messages		69.7%	1,273
eMail		0.7%	12
Chat/Instant Messaging		2.5%	46
Messaging through Social Networks		7.1%	130
		answered question	1,827
		skipped question	25

28. How would you feel about having online resources and electronic documents instead of a hardbound copy of a textbook for your classes?

		Response Percent	Response Count
All classes can and should be delivered without textbooks.		39.8%	728
Most classes (at least 50%) could be delivered without a textbook.		30.5%	557
Some classes (25%-50%) could be delivered without a textbook.		16.3%	297
Few classes (less than 25%) could be delivered without a textbook.		5.1%	93
All classes should continue to use textbooks.		8.3%	152
		answered question	1,827
		skipped question	25